

TRADITIONAL


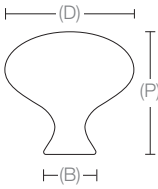
Cabinet Knobs & Pulls Technical Specifications

EMTEK


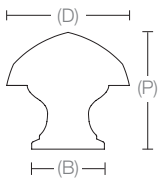
Norwich Knob

		Product Code	Dimension(D)	Projection(P)	Base Diameter(B)
		86610	1 1/4"	1 1/8"	5/8"
		86611	1 5/8"	1 1/2"	7/8"


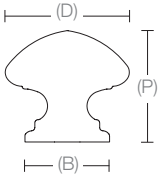
Egg Knob

		Product Code	Dimension(D)	Projection(P)	Base Diameter(B)
		86015	1"	1"	1/2"
		86016	1 1/4"	1 1/4"	1/2"
		86124	1 3/4"	1 5/8"	3/4"


Hexagon Knob

		Product Code	Dimension(D)	Projection(P)	Base Diameter(B)
		86119	1 1/8"	1"	3/4"
		86120	1 3/8"	1 3/8"	3/4"
		86204	1 7/8"	1 3/4"	1 1/4"


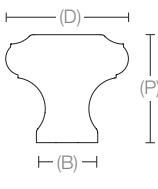
Melon Knob

		Product Code	Dimension(D)	Projection(P)	Base Diameter(B)
		86121	1"	1"	3/4"
		86122	1 1/4"	1 1/4"	3/4"
		86203	1 3/4"	1 3/4"	1"

Providence Knob

		Product Code	Dimension(D)	Projection(P)	Base Diameter(B)
		86013	1"	1"	5/8"
		86014	1 1/4"	1 1/8"	5/8"
		86027	1 3/4"	1 1/2"	3/4"

Waverly Knob


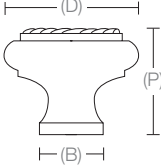
		Product Code	Dimension(D)	Projection(P)	Base Diameter(B)
		86114	1"	1"	5/8"
		86115	1 1/4"	1 1/8"	5/8"
		86201	1 3/4"	1 1/2"	7/8"

TRADITIONAL


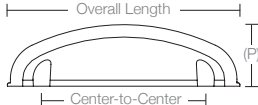
Cabinet Knobs & Pulls Technical Specifications

EMTEK


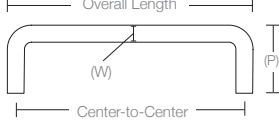
Rope Knob

		Product Code	Dimension(D)	Projection(P)	Base Diameter(B)
		86112	1"	1"	5/8"
		86113	1 1/4"	1 1/4"	5/8"
		86202	1 3/4"	1 1/2"	7/8"


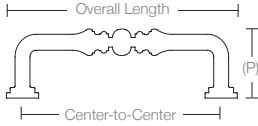
Cup Pull

	 (Bottom View)	Product Code	Overall Length	Dimension C-to-C	Height	Projection(P)
		86123	4 1/4"	3"	1 1/4"	1 1/8"
		86173	5 1/4"	4"	1 1/2"	1 1/2"


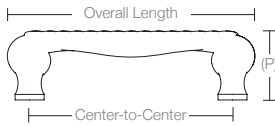
Wire Pull

		Product Code	Overall Length	Dimension C-to-C	Projection(P)	Bar Width(W)
		86131	3 1/4"	3"	1 1/4"	5/16"
		86132	3 3/4"	3 1/2"	1 1/4"	5/16"
		86133	4 1/4"	4"	1 1/4"	5/16"
		86249	6 1/4"	6"	1 1/4"	5/16"

Spindle Pull

		Product Code	Overall Length	Dimension C-to-C	Projection(P)
		86128	3 1/2"	3"	1 1/4"
		86129	4 1/8"	3 1/2"	1 1/4"
		86130	4 1/2"	4"	1 1/4"
		86248	6 1/2"	6"	1 1/4"

Rope Pull


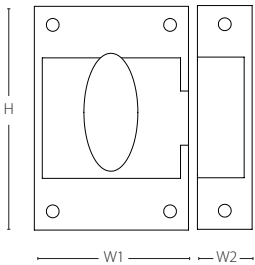
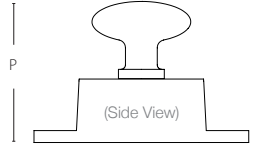
		Product Code	Overall Length	Dimension C-to-C	Projection(P)	Bar Width(W)
		86125	3 3/4"	3"	1 1/4"	5/8"
		86126	4 1/4"	3 1/2"	1 1/4"	5/8"
		86127	4 3/4"	4"	1 1/4"	11/16"
		86247	6 3/4"	6"	1 1/4"	3/4"

TRADITIONAL

Cabinet Latch Technical Specifications

EMTEK

Cabinet Latch

	<p>(Top View)</p>  <p>H</p> <p>W1 W2</p> <p>(Side View)</p>  <p>P</p>	Product Code	Case Width(W1)	Strike Width(W2)	Case Height(H)	Projection with Thumbturn(P)
		2270	1 9/16"	9/16"	2 1/4"	1 3/8"